



THE GOLD SHOP
WATCHES DIAMONDS JEWELLERY

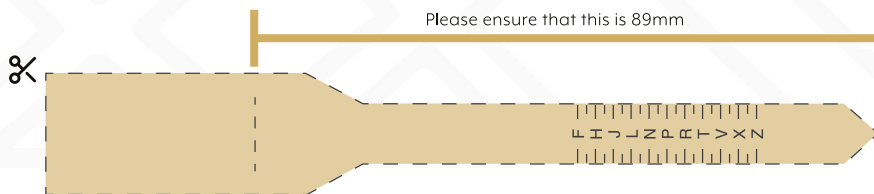
How to find your ring size at home

For the best result, please ensure the following:

- Prior to printing this size guide, make sure that page scaling is set to 'None' on your print options.
- This Ring Size guide should be printed on standard A4 sized paper for the most accurate results.
- Once printed, check that the ring sizer measures 89mm long. please see the diagram below for more information.

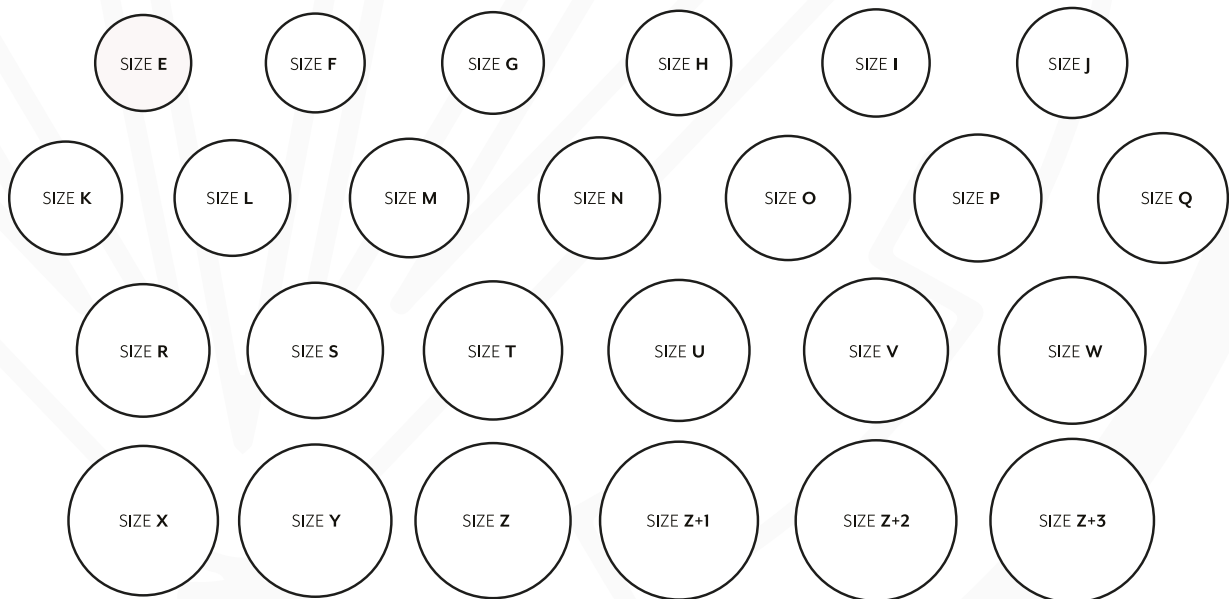
Option 1 Measure Your Finger

1. Print & cut out the marked ring sizer below. Make a cut along the dotted line in the wide part of the sizer.
2. Place the ring sizer around your chosen finger with the marked size visible to you. Weave the skinny line through the slit.
3. Mark down the letter that is closest to the slit on the wide end - this will be your ring size.




Option 2 Measure Your Ring

1. Print the ring size guide.
2. Choose a ring that fits your chosen finger properly.
3. Place your ring over the circles until the inside of the ring matches one of the circles.
4. If your ring happens to fall between two sizes, it is best to choose the larger one.



Please note: This ring size guide by The Gold Shop is subject to inaccuracies dependant on print options & paper type

Still Need Help? Please call 01274370898 or email us at customerservice@thegoldshop.net



Option 3 Use the size conversion chart below

1. Cut a strip of paper, roughly the thickness of the desired ring band.
2. Wrap the strip of paper around your chosen finger and mark with a pen where they overlap.
3. Measure the paper and using the conversion chart below, find your size.
4. The below chart can also be used to convert the diameter measurement of a ring that you already have into a size.

Finger Circumference	Inside Ring Diameter	Ring Size	Finger Circumference	Inside Ring Diameter	Ring Size
44.2 mm	14.1 mm	F 1/2	58.3 mm	18.6 mm	Q 1/2
44.8 mm	14.3 mm	G	58.9 mm	18.9 mm	R
45.5 mm	14.5 mm	G 1/2	59.5 mm	19.0 mm	R 1/2
46.1 mm	14.7 mm	H	60.2 mm	19.1 mm	S
46.8 mm	14.9 mm	H 1/2	60.8 mm	19.4 mm	S 1/2
47.4 mm	15.1 mm	I	61.4 mm	19.7 mm	T
48.0 mm	15.3 mm	I 1/2	62.1 mm	19.9 mm	T 1/2
48.7 mm	15.5 mm	J	62.7 mm	20.0 mm	U
49.3 mm	15.7 mm	J 1/2	63.4 mm	20.2 mm	U 1/2
50.0 mm	15.9 mm	K	64.0 mm	20.4 mm	V
50.6 mm	16.1 mm	K 1/2	64.6 mm	20.6 mm	V 1/2
51.2 mm	16.3 mm	L	65.3 mm	20.9 mm	W
51.9 mm	16.5 mm	L 1/2	65.9 mm	21.0 mm	W 1/2
52.5 mm	16.7 mm	M	66.6 mm	21.2 mm	X
53.1 mm	16.9 mm	M 1/2	67.2 mm	21.4 mm	X 1/2
53.8 mm	17.1 mm	N	67.8 mm	21.6 mm	Y
54.4 mm	17.3 mm	N 1/2	68.5 mm	21.8 mm	Z
55.1 mm	17.5 mm	O	69.1 mm	22.0 mm	Z 1/2
55.7 mm	17.9 mm	O 1/2	69.7 mm	22.2 mm	
56.3 mm	18.0 mm	P	70.4 mm	22.4 mm	Z+1
57.0 mm	18.1 mm	P 1/2	71.0 mm	22.6 mm	Z+2
57.6 mm	18.3 mm	Q			

Option 4 Visit us in store

If you are really struggling to identify your size from home & you are able to visit us store, don't hesitate to call in & see us. Our expert team will be able to do an in-person ring sizing for your peace of mind.

Our opening hours are -

Wednesday / Thursday / Friday & Saturday - 10:00am until 16:00pm

Our Address is -

715-719 Wakefield Rd, Bradford BD4 7PR

Some helpful tips...

- Usually, your dominant hand is slightly bigger.
- On hot days your fingers may be slightly swollen.
- On cold days your fingers may be slightly smaller.
- Wider rings will feel tighter.
- Thinner rings will feel looser.

Please note: This ring size guide by The Gold Shop is subject to inaccuracies dependant on print options & paper type

Still Need Help? Please call 01274370898 or email us at customerservice@thegoldshop.net